

Cynomolgus/Rhesus macaque TNFSF15 Protein

Cat. No. FSF-CM115

Description

Source	Recombinant Cynomolgus/Rhesus macaque TNFSF15 Protein is expressed from HEK293 with His tag at the N-Terminus. It contains Leu72-Leu251.
Accession	A0A2K5UA22(Cynomolgus) / F6S8F9(Rhesus macaque)
Molecular Weight	The protein has a predicted MW of 21.52 kDa. Due to glycosylation, the protein migrates to 25-35 kDa based on Bis-Tris PAGE result.
Endotoxin	Less than 1EU per µg by the LAL method.
Purity	>95% as determined by Bis-Tris PAGE >95% as determined by HPLC

Formulation and Storage


Formulation	Lyophilized from 0.22µm filtered solution in PBS (pH 7.4). Normally 8% trehalose is added as protectant before lyophilization.
Reconstitution	Centrifuge the tube before opening. Reconstituting to a concentration more than 100 µg/ml is recommended. Dissolve the lyophilized protein in distilled water.
Storage	-20 to -80°C for 12 months as supplied from date of receipt. -80°C for 3 months after reconstitution. Recommend to aliquot the protein into smaller quantities for optimal storage. Please minimize freeze-thaw cycles.

Background

TNF superfamily member 15 (TNFSF15), a cytokine largely produced by vascular endothelial cells and a specific inhibitor of the proliferation of these same cells, can inhibit VEGF-induced vascular permeability in vitro and in vivo, and that death receptor 3 (DR3), a cell surface receptor of TNFSF15, mediates TNFSF15-induced dephosphorylation of VEGFR2.

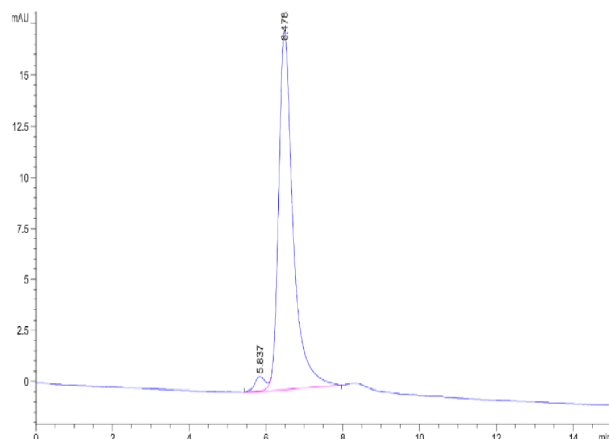
Assay Data

Bis-Tris PAGE



Cynomolgus/Rhesus macaque TNFSF15 on Bis-Tris PAGE under reduced condition. The purity is greater than 95%.

SEC-HPLC



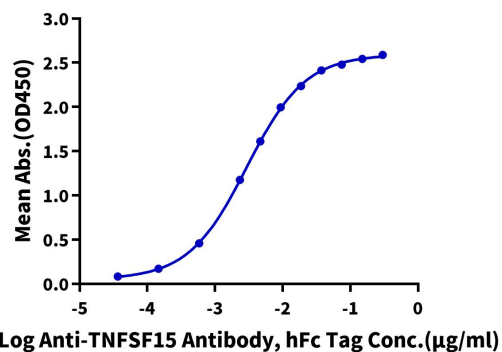
The purity of Cynomolgus/Rhesus macaque TNFSF15 is greater than 95% as determined by SEC-HPLC.

Assay Data

ELISA Data

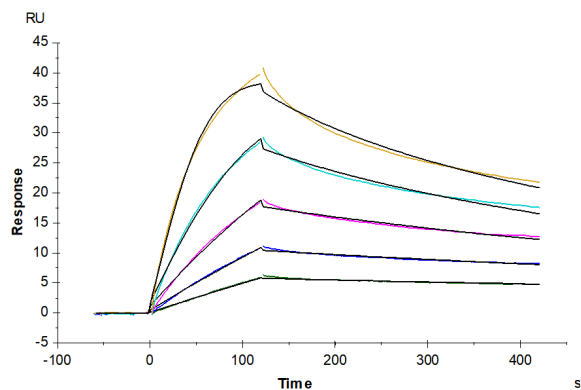
Cynomolgus/Rhesus macaque TNFSF15, His Tag ELISA

0.2µg Cynomolgus/Rhesus macaque TNFSF15, His Tag Per Well



Immobilized Cynomolgus/Rhesus macaque TNFSF15, His Tag at 2µg/ml (100µl/well) on the plate. Dose response curve for Anti-TNFSF15 Antibody, hFc Tag with the EC50 of 3.0ng/ml determined by ELISA (QC Test).

SPR Data



Mouse DR3, His Tag immobilized on CM5 Chip can bind Cynomolgus/Rhesus macaque TNFSF15, His Tag with an affinity constant of 11.70 nM as determined in SPR assay (Biacore T200).